
















Accessibility Map





ACCESSIBILITY

-  **Low sensory area**
-  **Noisy on a busy day**
-  **Place to move around**
-  **Bench or rest stop**
-  **Tactile opportunity**
-  **Open captions**
-  **Visit Searle Visitor Center for quiet rooms, weighted lap pads, sensory bags (including noise reduction headphones, fidgets, and more) and wheelchair, ECV, stroller, and wagon rentals.**

GENERAL MAP LEGEND

-  **Visitor Center**
-  **Stroller Rental**
-  **Wheelchair Rental**
-  **First Aid**
-  **Adult Changing Table**
-  **All-Gender Restroom**
-  **Accessible Restroom**
-  **ATM**
-  **Parking Kiosk**
-  **Food & Drink**

PATHS & DISTANCE

-  **North Loop: 1,737 ft**
-  **Central Path: 711 ft**
-  **Camel & Zebra Loop: 1,528 ft**
-  **Nature Boardwalk: 2,640 ft**



For more information about accessibility at Lincoln Park Zoo, visit lpzoo.org/visit/accessibility/ or email access@lpzoo.org.